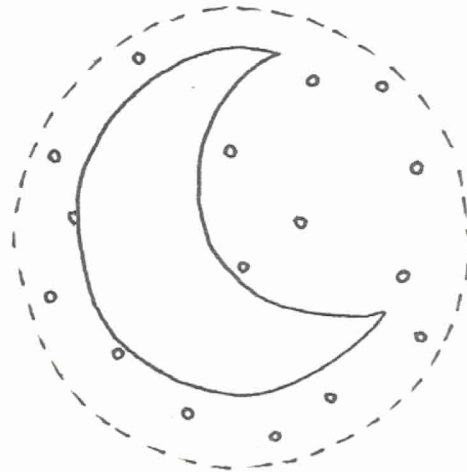

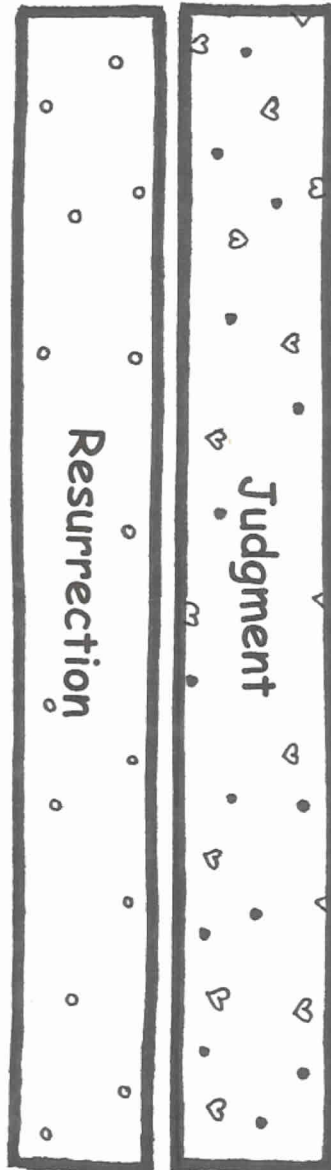

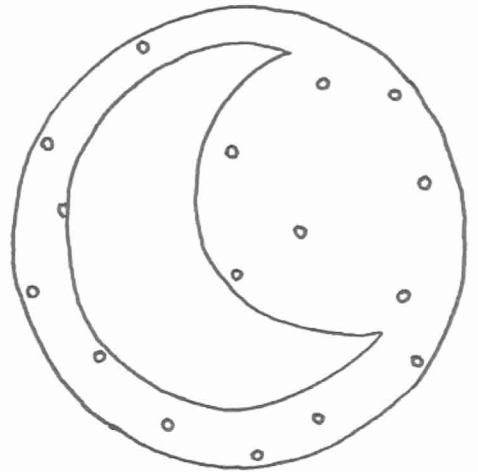
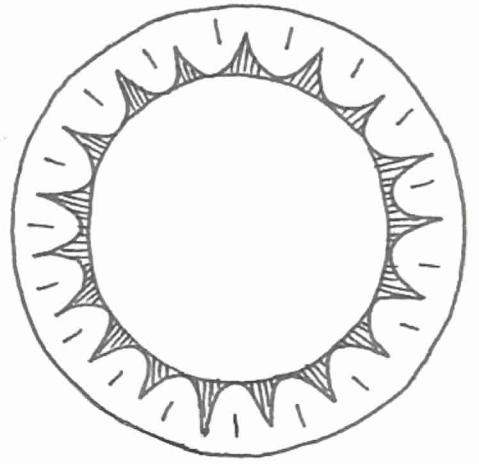


We Can live with Him again after this life.

Judgment

Resurrection





How to make File Folder Game 3:

1. Color all three sheets. Make sure to color each part of the plan the same because the child is matching it based on color.
2. Mount the two pages with a border onto an open file folder.
3. Glue the game label onto the file folder tab.
4. Laminate the inside of the file folder and the pieces.
5. Place a small piece of Velcro or magnetic tape, to each shape on the file folder. Add the other side of the Velcro or magnet to the back of the remaining parts.
6. Store pieces in an envelope taped to the back.



↖ Place on file folder tab